

L'INVISIBLE
WE
ARE
{THE}
DOORS





L'INVISIBLE EXPOSE CONTINUITY { OR } PRIDE OF BEING DIFFERENT

L'Invisible is the exclusive patented system for doors and technical closures totally flush-to-wall that enables maximum versatility and personalisation, offering elegant and functional solutions to every furniture idea.

Thanks to a refined technology, L'Invisible system guarantees perfect continuity between door and wall, a fully concealed aluminium structure, and elimination of unsightly cracks.

L'Invisible ensures perfect planarity between wall and panel and an exclusive perimeter millimetric grazing. For all its products, L'Invisible offers an exclusive 10-year warranty for the aluminium frames and a 2-year warranty for the panels.



ABOUT YOUR IMAGINATION LET'S DO IT

L'Invisible is a system designed to fully serve designers because it integrates fully with the architecture of the house and it can fit every design requirement and interior design concept or solution. In fact, the character of a living space and the style of those inhabiting it can often be inferred from the choice of a door.

With L'Invisible system, each internal door can be adapted to any desired size, height or width, and to any shape or finishes. L'Invisible products may “camouflage” into the architectural surface, with any type of decoration or wall paint, becoming invisible. Or they can stand out from the wall becoming strikingly but elegantly visible thanks to the choice of glossy and matt lacquering, precious woods, and any other coating material.

The perfect continuity offered by L'Invisible allows designers to express, turn their ideas of architectural and functional space into tangible and real facts, be it a feeling of total uniformity feeling or a marked visual effect.



THINK OUTSIDE THE BOX

L'Invisible system endlessly spreads out the idea of doors, redeeming it from any limit you are used to compare it with.

With L'Invisible system the designer is not afraid to release his imagination, to experiment, to realize solutions outside the box. Shapes and dimensions are not a limit, but a potential. The product makes the most of the tailor-made concept. What others consider as a limit, it means creative wealth to L'Invisible.

For a long time it was the invisible door that had to disappear into the wall. But L'Invisible has evolved from this project.

L'Invisible reveal themselves with special colours, essences and finishes giving designers full freedom of combination.

Now, new finishes and materials are applicable on the panels for a rich and sumptuous decorations that can give to the interiors a unique touch.

METALS

Surfaces shine, of metal. Amazing finishes that can be applied on all doors, available for the designer to give form to a space that reflects his/her imagination.

Available finishes:

“Natural” copper glossy/matt, “natural” brass glossy/matt, satin aluminium. Other finishes on demand.

Technical features

> Metal plates to choose between copper, brass and aluminum, of a variable thickness in function of the required finishing, applied on the facades of the honeycomb panel by glueing in the press. The edge of the panel is provided lacquered as the metal surfaces.
> Accessories in standard finishes.

Products

Concealed Sliding door, Filo 10 Vertical Pivot door, Vertical Pivot door, Pocket door, Hinged door.

Available shapes

Rectangular single or double leaves.

STONES

L'Invisible gets decked out with extra-thin natural stone slabs to clad the surfaces to enrich with vein-lines and under stones the panels of the entire L'Invisible door range. A new concept of door with a textured surface. Touch, feel, pass through.

New sensory and poetic experiences are added to the technology offered by L'Invisible products thanks to a reduced thickness, just 2 mm, and the chance to have stone covering the whole wall.

Products

Concealed Sliding door, Filo 10 Vertical Pivot door, Vertical Pivot door, Pocket door, Hinged door, Extra Closures, Nicchio.

WALLPAPERS

Wallpaper develops visual solutions that reflect the style and preferences of the designer.

The creative value and versatility of the designs wallpaper is the ideal solution to give life to new visual identities, to create exclusive looks or simply to add poetry to interiors.

Products

Concealed Sliding door, Filo 10 Vertical Pivot door, Vertical Pivot door, Pocket door, Hinged door, Extra Closures, Nicchio.

MOULDED PANELS

Elegant moulded panel with a high level of accuracy on all door panels for rich and sumptuous decorations giving interiors a unique touch.

Panel with hollow-core structure (honeycomb), made with a perimeter frame in solid wood finished with 2 mm MDF sheets on each side, where moulded panel works, to choose between the models quoted in the price list or on demand, after verification of feasibility. Door panel kerfed at rabbet to receive sealing gasket. Perimetral rebates with rubber seals.

Products

Concealed Sliding door, Filo 10 Vertical Pivot doors, Vertical Pivot doors, Pocket doors, Hinged doors.

Available finishes

Matt lacquer.

WOODS

Wood essence

Quality surfaces, exclusive of refinement. Traditional and modern blend in higher quality woods, durable and prestigious. No material is able to transmit the heat as the wood essence. Only the wood essence gives environments unique atmospheres, grain and different levels of density. A product of great excellence, worked on sampling.

Veneered wood

L'Invisible offers reconstituted wood in a huge variety of woods and patterns that are transformed into vision and trend, where they come to life in project developed by architects and designers.

Products

Concealed Sliding door, Filo 10 Vertical Pivot doors, Vertical Pivot doors, Pocket doors, Hinged doors.

IN-FINITO

It is very wide the range of finishes applicable on In-Finito hinged door product, the innovative system that provides decorative finishes for hinged panels, to choose between Glass, Laminate, Fiberglass, Methacrilate, Gres Porcelain and Microcement, available in several different colours, thanks to an aluminium outer frame system compatible with the coatings selected.

The variety of finishes that can be applied extends to any material within a maximum thickness of 3 mm and an overall weight below 70 kg. The versatility of this product also offers the opportunity to apply different finishes on the two sides of a leaf, and personalize the outer frame as the surfaces.

LEATHERS

The most innovative finishes. Leather is a natural product with very high durability and aesthetic characteristics. A prestigious choice to coat surfaces with original textures, to stand out with unique materials, prestigious and sophisticated. There's no limit to the variety of leather overlays on offer. Brightness, strength, elegance, are just a few of the reasons why choose coat a door with leather.

Products

Concealed Sliding door, Filo 10 Vertical Pivot doors, Vertical Pivot doors, Pocket doors, Hinged doors.

AS WALL

The finishes “as the wall” allows the most complete integration of the door in the wall.
The door becomes a single surface with the wall, creating a special effects of absolute continuity. The door disappears but it maintains a strong personality.

The objective of hiding and “masking” passages in the walls is the fundamental concept of L’Invisibile philosophy.

Painting, plastering, decorating, any kind of finishing “as the wall” is allowed on L’ Invisibile’s products.

Products
Concealed Sliding door, Filo 10 Vertical Pivot doors, Vertical Pivot doors, Pocket doors, Hinged doors, Extra Closures, Nicchio.

LAQUERING

The lacquer is one of the most elegant forms of panel finishes. Precious surfaces, shining in every possible color to give the inhabited a tone of exclusive elegance.

Lacquers by L’Invisibile refer exclusively to RAL classic K5 sample book.
Lacquered colours are compliant to matt/ glossy effect requirements:
> Matt lacquered finish: 10 gloss
> Glossy lacquered finish: “100” gloss

Products
Concealed Sliding door, Filo 10 Vertical Pivot doors, Vertical Pivot doors, Pocket doors, Hinged doors, Extra Closures.




INDEX

03	L’Invisible, expose continuity or pride to be different	
05	About your imagination, let’s do it	
07	Think outside the box	

Products		
23	<i>Concealed Sliding doors</i>	
24	Motorized	
34	Manual	
42	<i>Technical data</i>	
45	<i>Vertical Pivot doors</i>	
46	Filo 10	
67	Filo 5	
76	<i>Technical data</i>	
79	<i>Pocket doors</i>	
80	Double leaves	
98	Glass	
102	<i>Technical data</i>	
105	<i>Hinged doors</i>	
106	Traditional	
122	Curved leaf	
126	In-Finito	
148	Fire resistant REi 30 - EI 30	
150	Filo 10	
160	<i>Technical data</i>	
165	Extra closures	
172	<i>Technical data</i>	
175	Nicchio	
196	<i>Technical data</i>	
199	Special Openings	
202	<i>Technical data</i>	

205	Let’s talk about it	
-----	----------------------------	--



CONCEALED SLIDING DOORS

Motorized version

Manual version

L'Invisible Concealed Sliding System is the first flush-to-wall sliding door.

An exclusive patented system that offers an innovative and elegant solution to the classic sliding doors.

Available in motorized version with opening driven by a low-voltage motor and flush-to-wall push-button panel, or in manual version with recessed handle system.



Concealed Sliding door
Motorized version
Moulded panel surface
Laquered finish
Matt effect
50 mm thickness
Flush to wall control plate

Private house
Venice, Italy



Concealed Sliding door
Motorized version
Moulded panel surface
Laquered finish
Matt effect
50 mm thickness
Flush to wall control plate

Private house
 Venice, Italy

ALL
 THAT
 GLITTERS
 IS
 METAL





Concealed Sliding door
Motorized version
“Natural” Copper finish
Glossy surface
50 mm thickness
Flush to wall control plate

Flat
New York, Usa


Concealed Sliding door
Motorized version
Laquered finish
Matt effect
50 mm thickness
Flush to wall control plate

Fashion showroom
Miami, Florida



Concealed Sliding door
Motorized version
Laquered finish
Matt effect
50 mm thickness
Flush to wall control plate


Fashion showroom
Miami, Florida





Concealed Sliding door
Manual version
“Dark” Metal finish
Matt effect
50 mm thickness
Recessed handle

Flat
 Downtown
 Copenhagen



Concealed Sliding door

Manual version

Veneered Wengé finish

50 mm thickness

Recessed handle

Villa

Saint Barthelemy

French West Indies

MADE ON DETAILS





Concealed Sliding door
Manual version
Veneered Wengé finish
50 mm thickness
Recessed handle

Villa
Saint Barthelemy
French West Indies

40 *ElInvisible*
Concealed Sliding door
Manual version
Onyx stone finish
50 mm thickness
Recessed handle

Flat
St. Petersburg
Russia



CONCEALED
SLIDING DOORS

Versions
Motorized
Manual



Characteristics

Exclusive concealed patented sliding system with blind leaf. The Concealed Sliding door is the first planar translating wall completely in line with the wall.

Composition

> Extruded aluminium frame (EN AW 6060 alloy-Anticorodal 063). Adaptable to all traditional wall and plasterboard thickness. Paintable with good quality water based paints, enamels, etc..
> Panel with hollow-core structure, 50 mm thick, made with a perimeter frame in solid wood finished with 2 MDF sheets on each side. Class E1-low formaldehyde emission. The manual model includes stop seals.
> Rails-guide and related components.

Typology

For masonry.
For plasterboard.

Dimensions

(Reference to clear width-single leaf)
Standard and not standard measures (mm)
Width 700-800-900-1200 x
Height from 2000 to 3000

Function

Sliding system. Two cams cause the door to move; these cams allow the movement of the panel up to a completely flush with the wall position (when closing) and make it slide inside the wall (when opening). The door operates by sliding along a panel supporting carriage rail, all this mounted within an aluminium casing. Opening can be manual, by a recessed handle.

Standard finishes

Universal white base layer.

Available finishes

Lacquer, veneer, paint, wallpaper, metal, stone, moulded panel, leather.

Opening direction

Opening from left to right or right to left.

Available shapes

Rectangular, single leaf.

Peculiar technical details

> Guide with highly performing carriages supports.
> Flatness of the panel in its closing position for a whole camouflage with the wall.

Specific features for
Motorized versions


Technical details


> Highly functional motorized rails-guide and related components. The product comes ready to be connected to the pre-existing electrical system.
> MDF panel to access the guide

Peculiar technical details

> possibility of application of flush-to-wall control plate
> A milling handle on the not-flush-to-wall side is mandatory (to choose among those available).

Example
of the extruded
aluminium
frame





VERTICAL PIVOT DOORS

Filo 10 version

Filo 5 version

L'Invisibile Vertical Pivot System is the patented door that lies flush with the wall and swivels open on a vertical axis, thanks to a sophisticated hidden pivot system. Available with or without stop, the door can rotate on itself up to 360 opening degrees, obtaining a very exciting effect of movement.



Vertical Pivot door
Filo 10 version
Veneered Canaletto Walnut finish
100 mm thickness
360° opening without rebate

Private house
Cannes, France



Vertical Pivot door
Filo 10 version
Veneered Canaletto Walnut finish
100 mm thickness
360° opening without rebate

Private house
Cannes, France

SURFACES LIKE MEANINGS



Vertical Pivot door

Filo 10 version


Copper and Marble stone finish

100 mm thickness

Recessed handle

Penthouse

Boston, Usa



Vertical Pivot door

Filo 10 version


Copper and Marble stone finish

100 mm thickness

Recessed handle

Penthouse

Boston, Usa






Vertical Pivot door
Filo 10 double leaves version
“*Oxidated*” *Brass* finish
100 mm thickness

Headquarter
Lisbon, Portugal

56 *L'invisibile*
Vertical Pivot door
Filo 10 Asymmetric double leaves version
Ebany Veneered finish
100 mm thickness
Recessed handle

Wine farm
Montalcino, Italy






Vertical Pivot door
Filo 10 version
As Wall finish
100 mm thickness
Invisible handle

Private house
Dorset, UK

CLASSIC MYSTERY REVEALED


60 *L'Invisible*
Vertical Pivot door
Filo 10 version
Teak Veneered finish
100 mm thickness

Hotel Spa
Istanbul, Turkey



62 *L'Invisible*
Vertical Pivot door
Filo 10 version
Mica stone finish
100 mm thickness

Hotel Spa
Istanbul, Turkey



Vertical Pivot door

Filo 10 version

Moulded and mirrors surfaces

Laquered finish

Matt effect

100 mm thickness

Without handle

Private house

Paris, France






Vertical Pivot door
Filo 5 version
Corten metal finish
Matt effect
50 mm thickness
On project handle

Flat
Los Angeles, Usa

68 *L'Invisibile*
Vertical Pivot door
Filo 5 version
Aluminium metal finish
50 mm thickness
Exclusive on project handle

Private house
Rome, Italy

A POEM
WRITTEN
BY LIGHTS





Vertical Pivot door
Filo 5 version
Teak Veneered finish
50 mm thickness
Recessed handle

Apartment
 Milan, Italy





Vertical Pivot door
Filo 5 version
Laquered finish
Matt effect
50 mm thickness
Flush fitting handle

Art Gallery
St. Petersburg, Russia



Vertical Pivot door
Filo 5 version
Moulded surface
Laquered finish
Matt effect
50 mm thickness
360° opening without rebate
Invisible handle

Fashion shop
 Doha, Qatar

VERTICAL
PIVOT DOORS

Versions
Filo 10
Filo 5



Characteristics
Exclusive patented system for vertical pivot doors (180° or 360°) totally flush-to-wall that opens on a vertical axis (hidden aluminium and pivot system).

Composition
> Extruded aluminium frame (EN AW 6060 alloy-Anticorodal 063). Adaptable to all traditional wall and plasterboard thickness. Paintable with good quality water based paints, enamels, etc... Achievable in a wide range of sizes.
> Panel with hollow-core structure, 50 mm thick (102 mm in Filo 10 version), made with a perimeter frame in solid wood finished with 2 MDF sheets on each side. The model with rebates includes seals at the jambs. Class E1-low formaldehyde emission.

Typology
For masonry.
For plasterboard.

Dimensions
(Reference to clear width- single leaf)
Standard measures (mm)
Width 600-700-800-900
Height 2100
Not standard measures (mm)
all widths from 500 to 2000 mm
all heights from 1900 to 3000 mm

Function
Rotation on hidden pivots.

Standard finishes
Universal white base layer.

Available finishes
Painting, lacquer, veneer, decorative wood, gobeline, laminate, wall paper, metal, stone, moulded panel, leather.

Opening direction
Pull right or left. Push right or left. 360° free.

Available shapes
Rectangular, single leaf or double leaves (placed side by side).


Peculiar technical details
> It is possible to prearrange the panel for the introduction of a mirror or glass.
> It is possible to realize the panel for raised sound insulation.
> It is possible to produce the panel for a greater resistance to humidity.
> The engagement of a straightener device (where foreseen).
> Possibility to apply a floor door closure (MAB pump with adjustable closing force).
> Possibility to supply flush fitting handles. (round or squared), or milling handle.
> Template kit supplied to drill the hole in the floor.

Specific features for Filo 10 Vertical Pivot door


Peculiar technical details
> It is possible to prearrange the panel for the introduction of a mirror or glass.
> It is possible to realize the panel for raised sound insulation.
> It is possible to produce the panel for a greater resistance to humidity.
> The engagement of a straightener device (where foreseen).
> Possibility to apply a floor door closure (MAB pump with adjustable closing force).
> Possibility to supply flush fitting handles. (round or squared), or milling handle.
> Template kit supplied to drill the hole in the floor.


Dimensions
(Reference to clear width- single leaf)
Standard measures (mm)
Width 600-700-800-900.
Height 2100.
Not standard measures (mm)
all widths from 500 to 1200 mm.
all heights from 1900 to 3000 mm.

Example of the extruded aluminium frame Filo 5



Example of the extruded aluminium frame Filo 10





POCKET DOORS

105 mm and 125 mm

Double leaves

Glass system

L'Invisible presents the first Pocket door, which holds an exclusive technological, functional and patent surplus value.

An innovative product that revolutionises the concept of assembly, handling and maintenance for sliding doors.

It is the ideal partner to any settings whether at home or work.



Pocket door
Double leaves version
Moulded surface
Laquered finish
Matt effect
45 mm thickness
Invisible flush fitting handle

Flat
London, UK

82 *L'Invisible*
Pocket door
Double leaves version
Moulded surface
Laquered finish
Matt effect
45 mm thickness
Invisible flush
fitting handle

Flat
London, UK



Pocket door

Double leaves version

Wallpaper finish

45 mm thickness

Invisible flush fitting handle

Private house

New York, Usa



Pocket door

Double leaves version

Wallpaper finish


45 mm thickness

Invisible flush fitting handle

Private house

New York, Usa





Pocket door
Double leaves version
Black Oak Veneered finish
45 mm thickness
Invisible flush fitting handle

Lobby hotel

Izmir, Turkey

Pocket door

Double leaves version


Slate stone finish

45 mm thickness

Recessed handle

Private villa

Vancouver, Canada



Pocket door

Double leaves version

Slate stone finish

45 mm thickness

Recessed handle

Private villa

Vancouver, Canada



Pocket door

Traditional version

Copper finish

Matt effect

45 mm thickness

Recessed handle


Private house

Los Angeles, Usa



Pocket door
Traditional version
Laquered finish
Glossy effect
45 mm thickness
Recessed handle

Head office
 Aja, Holland





Pocket door
Glass version
Dark glass finish
Exclusive Kit handle

Flat
Madrid, Spain

PUT
YOUR HANDS
ON IT





Pocket door
Glass version
Dark glass finish
Exclusive Kit handle

Flat
Madrid, Spain

POCKET
DOORS

Versions
105/125 mm
Double leaves
Glass system



Characteristics

Exclusive patented pocket door system that revolutionises the concept of assembly, handling and maintenance of sliding doors.

Composition

> Extruded aluminium frame (EN AW 6060 alloy- Anticorodal 063). Adaptable to all traditional wall and plasterboard thickness. Paintable with good quality water based paints, enamels, etc... For walls with total width 105 mm and 125 mm.
> High performance sliding guide system, for soft braking and totally silent opening and closing.
> Panel with hollow core structure, 45 mm thick, made with a perimeter frame in solid wood, finished with 2 mm MDF sheets, on each side. Panel is arranged to install two recessed handles (hole diameter 48 mm) and pulling eyelet (hole diameter 25 mm). Class E-1 - low formaldehyde emission.
> Low directional system to keep the door centre line aligned when the leaf slides.
> Flexible Esaflex HC65 stop seal on the frame
> Black co-extruded Esaflex HC seal for vertical filling.

Typology

For masonry.
For plasterboard.

Dimensions

(Reference to clear width)
Standard measures (mm).
Width 700/800/900/1200 mm.
Height 2100/2400/2800 mm.
Not standard measures (mm)
All width from 610 to 1200.
All height from 1910 to 2800 (up to 3000 mm for 125 mm version).

Function

Sliding system.

Standard finishes

Universal white base layer.

Available finishes

Lacquer, veneer, paint, wall paper, metal, stone, moulded panel, leather.

Available shapes

Rectangular.

Peculiar technical details

> The aluminum walls forming the panel housing pocket are as sturdy as the walls themselves.
The structure is so solid that not even the slightest bending is formed, thereby there is no risk of crack in the plaster and /or pre-selected finish.
> The visible leaf surfaces are absolutely free of through grooves (except for any work done to fit handles).
> A template used as a strengthening spacer to keep the entire structure perfectly true and square during assembly.
> Flush - fitting and pulling handle lacquered white RAL 9016 or matt chrome.
> Possibility to realize different types of handles with milling.

Specific features for Double leaves version 105 and 125 mm

Technical details

> Additional Extruded aluminium frame (EN AW 6060 alloy- Anticorodal 063) strengthening spacers.

Dimensions

(reference to clear width)
Standard measures (mm)
Width 1400/1600/1800.
Height 2100/2400.
Not standard measures (mm)
All width from 1220 to 1800.
All height from 1910 to 2400.

Specific features for Glass system version

Technical details

> Servo-assisted system for anchoring glass leaves consisting of:
> Guide with bumpers.
> Carriage equipped with anchors for the glass panel (with appropriate housing, standard lacquered RAL 9016 matt).
> Handle (with appropriate housing, standard lacquered RAL 9016 matt).
> Base guide.
> Profiles for adapting frame to glass thickness.
> Glass leaf not included .

Dimensions

(reference to clear width)
All width from 610 to 1200.
All height from 1900 to 2400.

Example of the extruded aluminium frame Single and double leaves.





HINGED DOORS

- [Traditional](#)
- [Curved leaf](#)
- [In-Finito](#)
- [Fire resistant REi 30 - EI 30](#)
- [Filo 10](#)

L’Invisibile hinged system is the exclusive patented door, which is completely flush with the wall and reinterprets the traditional hinged opening; available in pull and push opening models.

Like all L’Invisibile products, it is distinguished by the use of concealed hinges and the absence of door frames or jambs to achieve seamless continuity between wall and door. It can be coated with almost any type of material to create special atmospheres, in a tasteful way. There are lacquered (glossy or matt) and wooden versions offered as well.



Hinged door
Traditional version
As Wall with boiserie finish
50 mm thickness

Luxury hotel
Treviso, Italy



Hinged door
Traditional version
Palissandro veneered finish
50 mm thickness

Flat
Rome, Italy

SPACE BECOMES A SENSE OF PLACE



Hinged door
Traditional version
Ardesia stone finish
50 mm thickness

Flat
Florence, Italy





Hinged door
Traditional version
Moulded surface
Laquered finish
Matt effect
50 mm thickness

Offices
Milan, Italy

114 *l'Invisible*
Hinged door
Traditional version
“Natural” Brass finish
Glossy effect
50 mm thickness

Penthouse
Moscow, Russia





Hinged door
Traditional version
“Natural” Brass finish
Glossy effect
50 mm thickness

Penthouse
Moscow, Russia






Hinged door
Double leaves version
Moulded surface
Laquered finish
Matt effect
50 mm thickness

Loft
London, UK



Hinged door
Double leaves version
Moulded surface
Laquered finish
Matt effect
50 mm thickness

Loft
London, UK



122 *L'Invisible*
Hinged door
Curved leaf version
Wallpaper finish
50 mm thickness

Headquarters
Moscow, Russia



124 *L'Invisible*
Hinged door
Curved leaf version
Laquered finish
Matt effect
50 mm thickness


Investement
bank office
Moscow, Russia





Hinged door
In-Finito version
Laquered moulded glass
50 mm thickness
Outer aluminium frame system

Beach house
Gran Canaria, Spain





Hinged door
In-Finito version
Ostrich Leather finish
50 mm thickness
Outer aluminium frame system

Design office
Paris, France

UNUSUAL BECOMES USUAL

130 *L'Invisible*
Hinged door
In-Finito version
Black glass and Oak laminated finishes
50 mm thickness
Outer aluminium frame system

Private villa
London, UK



132 *l'Invisibile*
Hinged door
In-Finito version
Red laquered glass and Kerlite finishes
50 mm thickness
Outer aluminium frame system

Private villa
Mexico City,
Mexico




134 *l'Invisible*
Hinged door
In-Finito version
Glass finish
Glossy color effect
50 mm thickness
Outer aluminium frame system

Design office
New York, Usa



136 *l'Invisibile*
Hinged door
In-Finito version
Glass finish
Glossy color effect
50 mm thickness
Outer aluminium frame system

Hotel halloway
Rome, Italy





Hinged door
In-Finito version
Laminate wood finish
50 mm thickness
Outer aluminium frame system

Private house
Milan, Italy




Hinged door
In-Finito version
Laminate wood finish
50 mm thickness
Outer aluminium frame system

Private house
Milan, Italy

142 *L'Invisibile*
Hinged door
In-Finito version
Microcement finish
50 mm thickness
Outer aluminium frame system

Private house
Florence, Italy




144 *L'invisibile*
Hinged door
In-Finito version
Microcement finish
50 mm thickness
Outer aluminium frame system

Private house
Florence, Italy



146 *L'invisible*
Hinged door
Fire resistant REi 30 - EI 30 version
Laquered and Veneered finishes
Concealed door closer
50 mm thickness
Electrical safety lock

Hotel
Berlin, Germany





Hinged door
Fire resistant REi 30 - EI 30 version
Oak veneered finish
Concealed door closer
50 mm thickness
Electrical safety lock

Hotel
Turin, Italy



150 *L'invisibile*
Hinged door
Filo 10 version
Stone and Wengè veneered finish
100 mm thickness

Penthouse
Toronto, Canada



152 *L'invisible*
Hinged door
Filo 10 version
Stone and Wengè veneered finish
100 mm thickness

Penthouse
Toronto, Canada

STONE
TELLS
ABOUT OUR
PAST





Hinged door
Filo 10 version
Green marble finish
100 mm thickness

Furniture showroom
San Paolo, Brazil



Hinged door
Filo 10 version
Crocodile leather
and marble finishes
100 mm thickness

Architectural firm
Capetown,
South Africa



158 *L'invisible*
Hinged door
Filo 10 double leaves version
Laquered finish
Glossy effect
100 mm thickness

Hotel room
Hamburg, Germany



HINGED
DOORS

Versions
Traditional
In-Finito
Curved leaf
Fire resistant REi 30 - EI 30
Filo 10



Characteristics

Exclusive patented system for doors totally flush-to-wall that eliminates door posts, frames, jambs, or exposed hinges, to achieve seamless continuity between wall and door.

Composition

> Extruded aluminium frame (EN AW 6060 alloy-Anticorodal 063), to integrate into the wall. Perfect anchorage of the aluminium to the walls. Adaptable to all traditional wall and plasterboard thickness; supplied with concealed hinges, protected by PVC capsules. Paintable with good quality water based paints, enamels, etc... Achievable in a wide range of sizes.

> Panel with hollow-core structure (honeycomb), 50 mm thick, made with a perimeter frame in solid wood finished with 2 mm MDF sheets on each side. Door panel kerfed at rabbet to receive sealing gasket. Perimetral rebates with rubber seals. Class E1- low formaldehyde emission. Noise reduction: standard panel 18 dB, sound insulated panel 37 dB (certified by CSI and Lapi).

Typology

For masonry.
For plasterboard.

Dimensions

(Reference to single leaf -clear width)
Standard measures (mm)
Width 600-700-800-900 x
Height 2100
Not standard measures (mm)
all widths from 500 to 1100 mm
all heights from 1900 to 3000 mm
For all the specific dimensions refer to the price list.

Function

Rotation on hidden hinges. Standard finishing
Universal white base layer.

Standard finishes

Universal white base layer.

Available finishes

Painting, lacquer, veneer, decorative wood, gobeline, laminate, wall paper, metal, leather.

Opening direction

(reference to flush with the wall side)
Pull right or left. Push right or left.

Available shapes

Rectangular, trapezoidal, single leaf or double leaves (placed side by side or superimposed), arch, curve.

Peculiar technical details

> It is possible to produce the frame without the header.
> It is possible to prearrange the panel for the introduction of a mirror or glass.
> It is possible to realize the panel for raised sound insulation, up to 37 dB.
> It is possible to produce the panel for a greater resistance to humidity.
> The engagement of a straightener device (where foreseen).
> To equip the patented threaded insert system to connect the hinge to the frame, if required.
> It is possible to apply a concealed door closure.
> It is possible to supply recessed handles (round or squared).

Specific features for Curved leaf version

Dimensions

(Reference to clear width-single leaf)
Width from 600 to 900 mm
Height: from 1900 to 2600 mm.

Available finishes

Painting, wall paper, m

Opening direction

Pull convex right or left, pull concave right or left. Push convex right or left or push concave right or left.

Available shapes

Curved single or double leaves, side by side.

Specific features for In-Finito version

Composition

Panel , 50 mm thick, consisting of:
> internal structure consisting of honeycomb panels;
> perimeter frame made from natural chemical oxidized extruded aluminum applied along the perimeter to the panel with a fixing system with square angles;
> liner of the pre-selected base layer material, 3 mm thick (laminate, fiberglass, methacrylate) 4 mm (glass), applied on the faces.

Dimensions

(Reference to clear width - single leaf).
Standard measures (mm)
Width 700, 800 and 900 mm
Height 2100 mm
Not standard measures (mm)
Width 700, 800 and 900 mm
Height from 2110 to 2400 mm.

Example of the extruded aluminium frame Hinged door





Available finishes

Laminate version

The honeycomb panels are sandwiches coated with HPL laminate panels, 3 mm thick, film-coated, (see Abet collection). They are high-pressed panels complying with EN 438 European standard and ISO 4586 international standard. The decorative laminate surfaces are resistant to solvents and chemical products and therefore specially suitable for applications where cleaning and hygiene are key requirements. Surface and edges are easy to disinfect using boiling water, steam and all kinds of disinfectants; they are not affected by corrosion and require no additional surface protection (such as enamels or paints). Available in a wide variety of colors.

Fiberglass version

The honeycomb panels are sandwiches coated with fiber glass laminate panels, with gelcoat and re inforced with mat fiberglass. High levels of gloss and flexibility, resistant to chemical agents and yellowing caused by exposure to the sun (UV rays), no rusting processes and extremely easy to clean. Fiberglass laminate panels show high mechanical and chemical resistance. They do not emit any kind of harmful substances. As per German standard DIN 4102 they are classified as fire resistant B2 or Class 3 slow-burning material according to the UNI Italian standard.

Methacrylat version

The honeycomb panels are sandwiches coated with methacrylate panels. This material is smooth and bright, it offers high resistance to heat, shock and abrasion. Glass Version: Retro-lacquered tempered clear float glass, 4 mm thick, which can be made in the range of RAL

colors, with 1 mm beveling.

Microcement version

The MDF-based panel is arranged to apply microcement (not supplied) up to 8/10 mm thick, in order to allow accurate shaving as delimited by a perimeter frame. This allows compensating any bucking effects caused by the dynamics inherent to the material.

Gres Porcelain version

Application of 3 mm-thick stoneware plate with fiberglass netting, which ensures high flexibility and safety.

Specific features for Fire resistant REi 30 - EI 30 version

Characteristics

L'Invisibile fire resistant REi 30 - EI 30 Hinged (mod. F.11 REI), patented system for completely flush to wall doors and flush with the wall panels (concealed aluminium and hinges). Certified UNI EN 1634-1:2009 and BS EN1634-1:2009 and approved on art. 1 of D.M. 30/06/2004- Type approval number FE272EI1030P001. Certificate of fire resistance test N° 42/U/11-125FR.

Composition

50 mm thick panel with high-performance insulating in between material, manufactured with hard wood on the perimeter on four sides and faces in smooth MDF.

Dimensions

One leaf all widths from 600 to 900 mm, all heights from 1900 to 2400 mm Double leaves all widths from 1450 to 1800 mm all heights from 1900 to 2400 mm

Peculiar technical details

> Incased certified door

closure and peephole (on demand). Tightness rostrums in case of fire.

> Insulating rate *Rw* from 25 to 37 dB(A) in acoustically insulating versions (external door closure with power > = EN 3, marked CE on EN 11541), certified UNI EN ISO 140-3:2006 and UNI EN ISO 717-1:2007.

> *Where requested* the panel is provided of a straightening device.

> *PVC seals for air seal* and intumescent seals for hot smoke.

Specific features for Filo 10 Hinged door

Composition

102 mm thick hollow core panel (honeycomb structure), manufactured with hard wood on the perimeter on the four sides and two smooth MDF faces. Where necessary the panel is provided of strenghthening device.

Rebates on the perimeter and seals in PVC.

Class E1 low formaldehyde emission.

> *Concealed hinges*: invisible hinges totally disappearing, for doors with aluminum frame. UL certification, 160 kg capacity, 180 ° opening , front length 240 mm . Comply to DIN, sliding bearing functioning. Adjustable hinge on three axes.

Standard finish satin chrome, other finishes on demand.


> *Assembly of the frame* with MDF triangles put on the two upper corners and from jamb to jamb.

Dimensions

(Reference to clear width- single leaf) all widths from 700 to 1200 mm, all heights from 1900 to 3500 mm.

Example of the extruded aluminium frame Filo 10 Hinged door





EXTRA CLOSURES

The most important characteristics of the Extra Closures are the solidity and sturdiness of the 35 mm thick panel. Indeed Extra Closures keep the hinged door structure unaltered (pull model), ideal to close off those technical compartments and blind corners typical of a home.

This makes this system perfect for cabinets, understairs, cupboards, storerooms, closets wardrobes, bookshelves, console, Hi-Fi/ TV/ PC compartments, and many more applications. For these specific uses, the Extra Closures are more functional, solid and feature better capacity compared to other L'Invisible products, without configuring as doors. Of course, the perfect continuity with the wall and its 'invisibility' remain unaltered and typical of L'Invisible system.

166 *L'Invisible*
Extra Closures
Multiple leaves version
Wallpaper finish
35 mm thickness
Invisible flush fitting handle

Private house
Munich, Germany



168 *L'Invisibile*
Extra Closures
Multiple leaves version
Laquered finish
Glossy effect
35 mm thickness
Invisible flush fitting handle

Private villa
Milan, Italy



170 *l'Invisibile*
Extra Closures
Ardesia stone finish
35 mm thickness
Invisible flush fitting handle

Private house
Ferrara, Italy



EXTRA
CLOSURES



Characteristics

System for flush-to-the-wall room-dividing closures and doors, conceived to offer the most suitable and practical solutions to contain and close off technical niches and blind corners typical of a home.

Composition

> Extruded aluminium frame (EN AW 6060 alloy, Anticorodal 063), pull model. Adaptable to all traditional wall and plasterboard thicknesses; supplied with concealed hinges, protected by PVC capsules.

> A 35-mm thick poplar chipboard, ennobled and flanged at the edges, without ledge, directly paintable.

Typology

For masonry.
For plasterboard.

Dimensions

(Reference to clear width)
Standard (mm)
Width from 400 to 800.
Height from 600 to 2300.
(For all the specific dimensions, refer to the price list).

Finishes

Ideal basis for many finishes: painting, lacquering, wallpaper application (mirrors can only be affixed on the internal side, not flush with the line of the wall - the mirror is not included in the supply). It is possible to make the door with the leaves arranged to hold a mirror in the following sizes: min. 400 x 1900 mm / max. 700 x 2300 mm. (As per the finishings always refer to the technical data sheet of the chosen finishing. We recommend to assess the feasibility of the required covering with our technical office).

Opening direction

Pull right. Pull left.

Available shapes

Rectangular, single - double or multiples leaves (placed side by side or superimposed).

Example of
the extruded
aluminium frame
Extra Closures





NICCHIO

Nicchio is the patented system of flush-to-the-wall room-dividing panels, able to satisfy differing needs to contain and close off areas. Part of the Special Closures family, Nicchio is the ideal way of creating storage areas and wardrobe space, closing off trap doors, shutter boxes, recesses and dead zones, and concealing control panels, switchgear and its installations and any other troublesome element. Nicchio is perfect also in the field of Home automation to best cover and conceal the advanced technological systems applied to the domestic field.

176 *l'Invisible*
Nicchio
Multiple leaves version
Wallpaper finish
19 mm thickness
Push-Pull opening

Private house
Zurich, Switzerland






(Hinges detail)
Nicchio
Multiple leaves version
Wallpaper finish
19 mm thickness
Push-Pull opening

Private house
Zurich, Switzerland

180 *L'Invisible*
Nicchio
Boiserie application
19 mm thickness
Push-Pull opening


Hotel hall
Paris, France





Nicchio
As Wall finish
19 mm thickness
Push-Pull opening

Private house
New York, Usa



Nicchio
Trapezoid shape version
Wallpaper finish
19 mm thickness
Push-Pull opening

Penthouse
Amsterdam, Netherlands

Nicchio

Mirror coated

19 mm thickness

Push-Pull opening

Flat

Milan, Italy

JUST
A HIDDEN
SECRET



188 *l'Invisibile*
Nicchio
Down ward version
As Wall finish
19 mm thickness
Push-Pull opening

Flat
Naples, Italy



190 *l'Invisibile*
Nicchio
Trap version
As Wall finish
19 mm thickness
Push-Pull opening

Private villa
Rome, Italy



192 *L'Invisibile*
Nicchio
Double leaves version
As Wall finish
19 mm thickness
Push-Pull opening

Private house
Bologna, Italy





Nicchio
Marble stone finish
19 mm thickness
Push-Pull opening

Private house
Dublin, Ireland





Characteristics

Patented system of flush-to-the-wall closures to contain and close off technical compartments and blind corners.

Composition

> Wall-mounted extruded aluminium frame (EN AW 6060 alloy - Anticorodal 063) that replaces the door post (intrados-jamb) so that the panel may be perfectly aligned with the plaster, thus eliminating door frames or jambs. The frame is a very sturdy tubular structure that adapts to any depth; supplied with perimeter stay clamps that facilitate fitting it to the wall, and with adjustable hinges.

> 19-mm thick MDF panel, ennobled, flanged edges 10/10. If necessary the panel can be made of fire retardant or moisture-proof material or of laminboard (for trap doors). Insulating rate Rw 23 dB for panels made of MDF and laminboard (trap doors) made up of 4 sided frame, perimetral rubber seal, hinges for coating. Possibility to raise the noise reduction up to 37dB.

Typology

For masonry.
For plasterboard.

Dimensions

(Reference to single leaf -clear width)
Width from 300 to 700 mm.
Height from 300 to 2500 mm
(For all the specific dimensions, refer to the price list.)

Finishes

They can be painted with good quality water-based paints or enamels, and can be covered with any material (ceramic, mirrors, glass, skirting board, wallpaper, etc.). In case of door coating, suitable hinges are fitted.

Opening direction

Pull right. Pull left. Pull downwards. Pull upwards.

Available shapes

Square, rectangular, trapezoid, all in single leaf or double leaves (placed side by side or superimposed) or multiple leaves (joined through a bolted system).

Specific features for House Automation version

Characteristics

Thanks to its peculiar outline, L'Invisibile Nicchio is suitable to be used in the field of House Automation. Nicchio for House Automation, as a matter of fact, is particularly suitable for closing or concealing control boards, raceways for power, hydraulic and computer cables, both in private houses and professional environments. It can be manufactured for any wall thickness or volume system and in any chosen width and height size.

Composition

L'Invisibile Nicchio for Home Automation is a box-like structure, and it consists of: > Wall-mounted extruded aluminium frame (EN AW 6060 alloy - Anticorodal 063) that replaces the door post (intrados-jamb) so that the panel may be perfectly aligned with the plaster, thus eliminating door frames or jambs. The frame is a very sturdy tubular structure that adapts to any depth; supplied with perimeter stay clamps that facilitate fitting it to the wall, and with adjustable hinges.

> An MDF closing panel, ennobled 19 mm thick, 10/10 edges, that makes the leaf ready for using glue, enamels and lacquers (upon request, this panel can be made in flameproof or waterproof materials, with relevant primer);

> One galvanised sheet metal, 15/20 tenths, and an electro-welded net, fitted at the back (for plaster shaving); > 40 mm holes (layout as per customer's needs) along the frame perimeter (ducts for electric cables) plus relevant ground terminal; > A 10-mm MDF panel fitted at the bottom of the box-like structure where the installations are to be placed (upon request, this panel can be made in flameproof or waterproof materials).

Example of the extruded aluminium frame Nicchio





SPECIAL OPENINGS

The Special Openings have a double function: to decorate and to furnish. The enclosing space remains open and therefore visible, highlighting the object on the wall and matching the surrounding area.

As a result of constant studies by the Research and Development department, the Special Openings offer a wide field of application: TV and Hi-Fi compartment, bookcases, object holder, showcases, display units, lighting recesses, etc.





Characteristics

Recess system to contain any kind of objects that has a double function: to decorate and to furnish. The enclosing space remains open and therefore visible, highlighting the object on the wall and matching the surrounding area.

Composition

> Extruded aluminium frame (EN AW 6060 alloy - Anticorodal 063), on all 4 sides. The visible recess system consists of a “box-like” structure that is fitted to the profiles to get a closed compartment on 5 sides (perimeter + bottom).

Typology

For masonry.
For plasterboard.

Dimensions

(Reference to clear width)
Width from 300 to 1200 mm
Height from 300 to 500 mm
Depth of 300 and 500 mm

Finishes

Paintable with good quality water based paints or enamels, they can be covered with wallpaper, ceramic, mirrors and coatings. As per the finishings always refer to the technical data sheet of the chosen finishing.

Available shapes

Square, rectangular.


Options

On request possibility of arrangement for applying adhesive LED strips (not supplied) with a maximum width of 10 mm. LED strips reduce clear width by 15mm on each side on which the strips are applied.



LETS TALK ABOUT IT

L’Invisible considers quality and scrupulousness in the choice of materials and working processes, essential elements for carrying out its operations. The activity of the R&D department has led to a constant growth and, against the market trend, developed ideas, accessories, solutions and innovations able to satisfy the market needs and many a times, has anticipated them.



1_ Aluminium frame

Easy and perfect assembling. 10-year warranty. The frame is L’Invisible technological core and fits many different wall thicknesses. L’Invisible Frame is the answer to the professionals’ needs on the building site and to their requirement of a product: strong; easy to install; flawlessly straight; long lasting; perfect to be anchored to both masonry and plasterboard walls. The frame and its accessories undergo accurate tests of carrying capacity and resistance in order to guarantee absolute sturdiness.

For all its products, Portarredo offers an exclusive 10-year warranty on aluminium frames.

2_ Planarity

Wall/panel continuity with margin for error zero. Planarity means flatness, a perfect continuity between wall and panel, as a result of which the door becomes all in one with the wall and merges into the environment, becoming invisible. Planarity is one of the distinctive elements of the L’Invisible system since it allows reaching the maximum aesthetic levels thanks to the chance of personalising the panel.

3_ The gap


Absolute accuracy and stability throughout time. The gap is the opening/seam that remains between the panel and the wall. When the door is closed, it is the only indication of its presence. The thinner the gap is, the better the aesthetic aspect is highlighted. In the L’Invisible system the gap is 2 mm on three sides and 3,5 mm at the floor. A thin gap denotes the excellent construction capacity of the company, as a result of a long experience and accurate controls. Regularity and accuracy of the gap guarantee the correct assembly of the product.

4_ The panels

Freedom to choose finishes and coatings. 2-year warranty. L’Invisible products are provided of a panel that can be easily customized with the most suitable finishing (in order to apply the treatment or pre-treatment please always make reference to the product data sheet of the chosen finishing). For each description please refer to the single product-chapters. Every single panel undergoes strict checks on straightness, thus granting a 2 years long guarantee.

5_ Accessories

It is very wide range of accessories that L’Invisible developed in support of each product. Are all highly-functional materials. Invisible hinges structure are chosen to suit the application and make leaf motion easy even if leaves are heavy, since all tear and wear effects are minimized. The hinges for heavy panels can be adjusted on three axes. L’Invisible has developed also new exclusive solutions and recessed handles; invisible and directly milled on the panel, to be directly used as pulling handles without adding other accessories.





www.linvisibile.it
Porte a totale filo muro

L'Invisibile
by Portarredo srl
Via C. Besana 1 - Z.A.
44011 Argenta (FE) Italy
Tel. +39 0532 800 960
Fax +39 0532 318 703
info@linvisibile.it

Azienda certificata
Iso 9001 Icila Cisq-net
Associata Edilegno



EDILEGNO
FEDERLEGNO-ARREDO

Social

Facebook, Linked-in, Twitter,
Pinterest, Google+, Youtube



Apps

Applestore



Google play



Credits

Concept and Direction
Marco Viola
Creative work
Marco Brollo
Images and renders
Nudesign
Photo by
Studio Eye / p. 106-107
Printed in
2015 April
by Lithostampa / Ud

Thanks

Alpi
alpiwood.com
Emistone
emistone.it
Wall&Decò
wallanddeco.com